

**Economy-Wide Estimates of the
Implications of Climate Change:
Sea Level Rise**

Francesco Bosello, Marco Lazzarin,
Roberto Roson and Richard S.J. Tol

NOTA DI LAVORO 96.2004

JUNE 2004

CCMP – Climate Change Modelling and Policy

Francesco Bosello and Marco Lazzarin, *Fondazione Eni Enrico Mattei and The Abdus Salam International Centre for Theoretical Physics*

Roberto Roson, *Fondazione Eni Enrico Mattei, The Abdus Salam International Centre for Theoretical Physics and ca' Foscari University of Venice*

Richard S.J. Tol, *Centre for Marine and Climate Research, Hamburg University, Institute for Environmental Studies, Vrije Universiteit and Center for Integrated Study of the Human Dimensions of Global Change, Carnegie Mellon University*

This paper can be downloaded without charge at:

The Fondazione Eni Enrico Mattei Note di Lavoro Series Index:
<http://www.feem.it/Feem/Pub/Publications/WPapers/default.htm>

Social Science Research Network Electronic Paper Collection:
<http://ssrn.com/abstract=XXXXXX>

The opinions expressed in this paper do not necessarily reflect the position of
Fondazione Eni Enrico Mattei

Economy-Wide Estimates of the Implications of Climate Change: Sea Level Rise

Summary

The economy-wide implications of sea level rise in 2050 are estimated using a static computable general equilibrium model. Overall, general equilibrium effects increase the costs of sea level rise, but not necessarily in every sector or region. In the absence of coastal protection, economies that rely most on agriculture are hit hardest. Although energy is substituted for land, overall energy consumption falls with the shrinking economy, hurting energy exporters. With full coastal protection, GDP increases, particularly in regions that do a lot of dike building, but utility falls, least in regions that build a lot of dikes and export energy. Energy prices rise and energy consumption falls. The costs of full protection exceed the costs of losing land.

Keywords: Impacts of climate change, Sea level rise, Computable general equilibrium

JEL Classification: C68, D58, Q25

We had useful discussions about the topics of this paper with Andrea Bigano, Carlo Carraro, Sam Fankhauser, Marzio Galeotti, Andrea Galvan, Claudia Kemfert, Hans Kremers, Katrin Rehdanz and Kerstin Ronneberger. The Volkswagen Foundation through the ECOBICE project, the EU DG Research Environment and Climate Programme through the DINAS-Coast project (EVK2-2000-22024), the US National Science Foundation through the Center for Integrated Study of the Human Dimensions of Global Change (SBR-9521914), the Michael Otto Foundation for Environmental Protection, and the Ecological and Environmental Economics programme at ICTP-Trieste provided welcome financial support.

Address for correspondence:

Roberto Roson
Dipartimento di Scienze Economiche
Università ca' Foscari di Venezia
Cannaregio S.Giobbe 873
30121 Venezia
Italy
Phone: +39 041 2349164
Fax: +39 041 2349176
E-mail: roson@unive.it

1. Introduction

Of the many impacts of climate change, sea level rise is often seen as one of the more threatening. The impacts of sea level rise are straightforward – more coastal erosion and sea floods, unless costly adaptation is undertaken – and unambiguously negative (unless one happens to be in the dike building sector). Sea level rise could have very substantial impacts in river deltas, and may wipe out entire islands and island nations.

Therefore, sea level rise figures prominently in assessments of the impacts of climate change, and the costs of sea level rise figures equally prominently in estimates of the costs of climate change. The majority of estimates of the economic damages of global warming rely on the methodology of direct costs, that is, damage equals price times quantity. The direct cost method ignores that the quantity change – say, the amount of land lost to sea level rise – may well affect the price – say, of coastal land. Furthermore, this method ignores that changes in one market – say, the market of land – has implications for all other markets. In this paper, we estimate and compare the direct costs, the partial equilibrium effects, and the general equilibrium effects of sea level rise.

To our knowledge, two other papers have attempted this.¹ Deke *et al.* (2002) use the DART model to estimate economy-wide implications of sea level rise. However, their study is restricted to the costs of coastal protection, ignoring land losses and its wider economic consequences. Deke *et al.* (2002) subtract the costs of coastal protection from investment. As they use a Solow-Swan growth engine to drive their recursive-dynamic CGE, they essentially reduce the capital stock, and hence economic output, ignoring the stimulus to the engineering sector from investing in dikes and seawalls. Darwin and Tol (2001) use the FARM model, which is a static CGE. Their study is very similar to ours, but their CGE is based on older data

¹ A third paper, Kemfert (2002), includes sea level rise in a wider range of impacts, but does not separate out the effects of sea level rise. See Roson and Tol (forthcoming).

on national production and international trade. Furthermore, investments in coastal protection are modelled as a general loss of productive capital; Darwin and Tol (2001) do this instantaneously, while Deke *et al.* (2002) reduce capital with a period's delay; like Deke *et al.*, Darwin and Tol ignore the induced demand of coastal protection, thus overstating the impact of sea level rise. In this paper, we model coastal protection explicitly as an investment, thus including the demand effects of investment. In contrast to Deke *et al.* and Darwin and Tol, we assume that investing in coastal protection crowds out consumption rather than other investment. Like Darwin and Tol, but unlike Deke *et al.*, we also consider a scenario in which coasts are not protected but land gets lost instead. Although FARM has a much richer representation of land and land use than does our model, this feature was not used by Darwin and Tol (2001); instead, in land use was fixed, and each land type had the same *proportional* land loss. In our model, there is only one type of land. Like Darwin and Tol, we assume that part of this endowment disappears under the rising sea, and analyse the consequences for the economy.

The structure of the paper is as follows. Section 2 presents our variant of the GTAP-E CGE model, called GTAP-EF. Section 3 discusses the implications of sea level rise. Section 4 discusses how these implications are brought into the CGE model. Section 5 presents the results. Section 6 concludes.

2. Model and simulations

To assess the systemic, general equilibrium effects of sea-level rise, we made an unconventional use of a multi-country world CGE model: the GTAP model (Hertel, 1996), in the version modified by Burniaux and Truong (2002), and subsequently extended by ourselves.² A concise description of the model structure, and of its basic assumptions, can be found in the appendix.

With this model, we derived benchmark data-sets for the world economy at some selected future years (2010, 2030, 2050), using the methodology described in Dixon and Rimmer (2002). This entails inserting, in the model calibration data, forecasted values for some key economic variables, to identify a hypothetical general equilibrium state in the future.

Since we are working on the medium to long term, we focused primarily on the supply side: projected changes in the national endowments of labour, capital, land, natural resources, as well as variations in factor-specific and multi-factor productivity.

Most of these variables are “naturally exogenous” in CGE models. For example, the national labour force is usually taken as a given. In this case, we simply shocked the exogenous variable “labour stock”, changing its level from that of the initial calibration year (1997) to some future forecast year (e.g., 2030). In some other cases, we considered variables, which are normally endogenous in the model, by modifying the partition between exogenous and endogenous variables. In the model, simulated changes in primary resources and productivity induce variations in relative prices, and a structural adjustment for the entire world economic system. The model output describes the hypothetical structure of the world economy, which is implied by the selected assumptions of growth in primary factors.

² A more complete description of the modelling approach can be found in Roson (2003).

We obtained estimates of the regional labour and capital stocks by running the G-Cubed model (McKibbin and Wilcoxon, 1998). This is a rather sophisticated dynamic CGE model of the world economy, with a number of notable features, such as: rational expectations intertemporal adjustment, international capital flows based on portfolio selection (with non-neutrality of money and home bias in the investments), sticky wages, endogenous economic policies, public debt management. We used output of this model in GTAP, rather than using G-Cubed directly, primarily because the latter turned out to be much easier to adapt to our purposes, in terms of sectoral and regional disaggregation and changes in the model equations.

We got estimates of land endowments and agricultural land productivity from the IMAGE model version 2.2 (IMAGE, 2001). IMAGE is an integrated assessment model, with a particular focus on the land use, reporting information on seven crop yields in 13 world regions, from 1970 to 2100. We ran this model by adopting the most conservative scenario about the climate (IPCC B1), implying minimal temperature changes.

A rather specific methodology was adopted to get estimates for the natural resources stock variables. As explained in Hertel and Tsigas (2002), values for these variables in the original GTAP data set were not obtained from official statistics, but were indirectly estimated, to make the model consistent with some industry supply elasticity values, taken from the literature. For this reason, we preferred to fix exogenously the price of the natural resources, making it variable over time in line with the GDP deflator, while allowing the model to compute endogenously the stock levels.

3. Impacts of Sea Level Rise

We evaluate the impacts of sea level rise in the eight regions of GTAP-EF (see Table I). For each region, Table 2 presents estimates of the potential dryland loss without protection. Our main source of information is the GVA (Global Vulnerability Assessment; Hoozemans *et al.*, 1993), an update of work earlier done for the Intergovernmental Panel on Climate Change (IPCC CZMS, 1990, 1991). The GVA reports impacts of sea level rise for all countries in the world.

Dryland losses are not reported in the GVA, but they are, for selected countries, by Bijlsma *et al.* (1996), Nicholls and Leatherman (1995), Nicholls *et al.* (1995) and Beniston *et al.* (1998). The GVA reports people-at-risk, which is the number of people living in the one-in-1000-year flood plain, weighted by the chance of inundation. Combining this with the GVA's coastal population densities, area-at-risk results. The exponent of the geometric mean of the ratio between area-at-risk and land loss for the 18 countries in Bijlsma *et al.* (1996) was used to derive land loss for all other countries from the GVA's area-at-risk. This procedure introduces additional uncertainty. The review of the SCOR Working Group 89 (1991) shows that land loss estimates due to climate change are not very accurate.

The GVA reports the costs of fully protecting the coast, with protection standards varying in an ad hoc but sensible way with population density and per capita income. Protection costs are given for a 1 metre sea level rise between 2000 and 2100, which is not very likely. However, costs are assumed to be linear in dike height (and so in sea level rise), and therefore readily scaled. The GVA reports the average annual investment over the century, which we annuitised.

Direct costs are calculated as the amount of land lost times its value. This is a crude estimate of welfare loss, but the method is standard in the literature (Cline, 1992; Fankhauser, 1994; Jansen *et al.*, 1991; Nicholls and Leatherman, 1995; Nicholls *et al.*, 1995; Nordhaus, 1991; 1994; Rijsberman, 1991; Titus, 1992; Titus *et al.*, 1998; Tol, 1995, 1996, 2002; Yohe, 1990; Yohe and

Schlesinger, 1998; Yohe *et al.*, 1995, 1996, 1999).³ The value of land is set at \$250,000 in the USA, and varies with income density (GDP per area) using an elasticity of 0.53.⁴

4. Including Impacts in the CGE Model

To model the effects of sea-level rise, we run a set of simulation experiments, by shocking some specific variables in the model, depending on the policy scenario considered.

In the “no-protection” scenario, we assume that no defensive expenditure takes place, so that some land is lost in terms of productive potential, because of erosion, flooding and salt water intrusion. This case can be easily accommodated in the model by exogenously reducing the endowment of the primary factor “land” in all countries, in variable proportions.

In the “full-protection” scenario, on the contrary, we assumed that no land is lost because of sea-level rise, but this outcome requires some specific infrastructure investment. In practice, these measures can take the form of dike building or elevation, beach nourishment, and protection of freshwater resources. In the model, this translates into an exogenous increase of regional investment expenditure.

To fully assess the results of this simulation exercise, it is important to understand how we modified the mechanism of investment allocation in the GTAP-EF model, as well as the difference between our approach and some alternative modelling strategies.

Regional investments are endogenous variables in the GTAP framework. Furthermore, savings and investments are not equalized domestically, but only at the global scale.⁵ Savings

³ Turner *et al.* (1995) use the discounted flow of GDP per square kilometre as an indicator for land value. Broadus (1996) also uses this approach.

⁴ This elasticity is estimated using data for the states of the USA; data are taken from US DoC (1992, 1993).

are generated because of the presence of a composite good “saving” in the utility function of each regional representative consumer. A hypothetical “world bank” then collects savings and allocates investments, realizing the equalization of regional *expected* returns (as shown in the appendix).⁶

We modified this procedure in the following way. We made the regional investment variables exogenous, and we fixed their level, augmenting their calibration values by some given percentages, accounting for region-specific additional investment expenditure for coastal protection. To ensure the equalization of global saving and investment, we then allowed for an endogenous adjustment of regional savings. Assuming that all regional investments increase by the same percentage (reflecting the GTAP assumption of perfect international mobility of capital), we asked the model to calculate the implied changes in the shares of national income devoted to savings.

Clearly, since global investment increases, so do global and hence domestic savings. To save more, each representative consumer has to consume less, thereby reducing her immediate utility. However, there is no direct link between consumption levels and additional investment expenditure. This is because domestic saving and investment are not equalized, meaning that each economy can run a foreign debt. If a region would be especially vulnerable to the sea-level rise, it would require relatively more defensive expenditure. Part of this spending would then be financed through foreign capital inflows.

⁵ The condition equalizing global saving and investment is the redundant equation in the Walras general equilibrium system.

⁶ The interested reader may find a complete description of the investments allocation mechanism in Hertel (1996). Here, it is sufficient to say that this mechanism attains a compromise between a neo-classical arbitrage and a home-biased asset allocation.

Our methodology significantly differs from the one adopted by Darwin and Tol (2001) and Deke *et al.* (2002) who also perform a simulation experiment on capital investment for coastal protection. Darwin and Tol model defensive expenditure simply by assuming that some fraction of the capital, used in the production of goods and services, is converted to unproductive defensive infrastructure. The hypothesis of capital conversion is clearly unrealistic in the short run, but could be justified as an approximation of a long-run equilibrium in which defensive investment completely offsets productive investment, although there is no specific reason to believe that this offset would be one-for-one. Deke *et al.* (2002) subtracts investments in coastal protection from overall investment, without building up a “coastal protection capital” or even creating a demand for dike building. Our approach is different, and provides the advantage of accounting for the multiplicative effects of changes in the demand structure. For example, our model generates higher growth rates for the construction industry wherever new infrastructure is built.

5. Results

In this section, simulation results for the year 2050 are reported and commented, in terms of variation from the no-climate-change baseline equilibrium. Results for other reference years are qualitatively similar.

No protection scenario

Table I shows the effects of sea level rise for the no-protection scenario, based on a uniform increase of 25 cm.

TABLE I ABOUT HERE

The fraction of land lost is quite small in all regions. The highest losses affect Oil Exporter Countries (EEx), losing 0.18% of their dry land, followed by Japan (JPN) and the Rest of the World (RoW), both with a 0.15% loss. The value of the land lost is large in absolute terms, but quite small if compared to GDP (EEx has the biggest value: 0.1% of GDP). Generally, developing regions – CHIND and RoW – experience direct losses higher than those of developed countries, because their economies are more agricultural. The high loss in EEx is partly due to their losses of energy exports (see below).

GDP falls in all regions, especially in CHIND (-0.030%), EEx (-0.021%) and RoW (-0.017%).⁷ Two aspects are worth noticing: first, general equilibrium effects influence the cost distribution. GDP losses for the Former Soviet Union (EEFSU), the Rest of Annex 1 (RoA1), EEx and RoW are lower than the direct cost of the lost land, whereas the opposite occurs to USA, EU, JPN and CHIND; in the case JPN, the GDP losses are even 10 times as large as the direct costs. Second, there is no direct relationship between the environmental impact and the economic impact. For instance, JPN exhibits the second highest amount of land lost, but the second smallest loss of GDP. CHIND, on the contrary, has the third smallest relative amount of land lost, but the highest cost in terms of GDP. This highlights the importance of conducting a general equilibrium analysis in this context, as substitution effects and international trade work as impact buffers or multipliers.

Since land is an essential factor in agriculture, agricultural industries bear the biggest impact of the loss of land, as can be seen in terms of higher prices and lower production levels (Table II).

TABLE II ABOUT HERE

⁷ Note that the change in the *net* domestic product is the sum of the change the *gross* domestic product and the direct costs of land loss. This implies that, overall, the direct cost method underestimates the true costs of land loss, a point also noted by Darwin and Tol (2001).

The regional impacts are illustrated in Table III. In general, lower GDP losses are associated with investment inflows, so it is important to clarify the role played here by the investments.

Land loss is a direct resource shortfall, that is, a negative economic shock, which reduces income and consumption levels. The value of primary resources tends to fall, with the exception of the resource “land”, which is getting scarcer.

TABLE III ABOUT HERE

The international allocation of investments is driven by the relative price of the capital in each country. The higher the capital return, the higher the share of international investments flowing into a country, with implications in terms of regional GDP variations, since investment is one component of GDP.

In turn, changes in the price of capital services are determined by two overlapping, and opposite, effects. On one hand, the negative shock lowers the value of national resources, including capital. On the other hand, economies try to substitute land with capital. Capital supply is fixed in the short run, though, and the higher demand for capital translates into higher capital returns.

The fall in the relative price of capital services is particularly strong in EEx, CHIND and RoW. This explains why regional GDP decreases relatively more than private consumption in these regions (as can be seen through the changes in the households utility index).

International trade also matters, through its effects on the terms of trade. In particular, two main effects are at work here: higher world prices for agriculture benefit net-exporters of agricultural goods (USA, RoA1, EEx), whereas lower prices for oil, gas, coal, oil products, electricity, energy intensive industries harm the net-exporters of energy products (EEx, EEFSU).

Labour, capital and *energy* substitute the land loss. At the same time, overall economic activity falls. In the OECD regions, the former effect dominates. The growth in market services raises the consumption of oil products, mainly by the transportation industries. Consequently, CO₂ emissions increase, despite the fall in GDP. In developing regions, the latter effect dominates; the decrease of GDP is associated with a decrease in CO₂ emissions. carbon dioxide emissions rise.

Total protection scenario

In the protection scenario, there is no negative economic shock, since –by assumption– the stock of land resources is fully preserved. However, the structure of final demand changes, because investment increases and household consumption decreases.

TABLE IV ABOUT HERE

Table IV shows the additional expenditure for the various regions. Figures are relatively small in terms of GDP, but substantially higher than the value of land lost: the highest values are for RoA1 (0.80% of GDP) and EEFSU (0.33% of GDP), the lowest for USA (0.01% of GDP).⁸ The high value for RoA1 results from a combination of length of coast exposed and high protection cost, particularly in Canada, Australia and New Zealand. To meet this extra demand for investment, all regions increase uniformly (+ 1.9%) their savings, reducing at the same time private consumption, especially in CHIND (- 0.96%), JPN (- 0.56%) and RoW (- 0.35%). The impact on regional GDP is mixed: EU and JPN experience small losses (- 0.02% and - 0.01%, respectively), while all other regions gain slightly. EU and JPN attract little

⁸ Indeed, using cost-benefit analysis, Fankhauser (1994) and Yohe *et al.* (1994) find that it is optimal to protect some but not all coasts.

additional investment and are hit hard by the price increase of fossil fuels; USA also attracts little investment, but suffers less from the energy price increase.

Regional impacts are determined by the interplay of demand effects and changes in the terms of trade (see Table VI). Because of the need to finance defensive infrastructure, the most vulnerable regions (RoA1, EEFSU) experience net investment inflows, stimulating a regional GDP growth. Note that this additional GDP does not offset the costs of dike building; GDP net of coastal protection is lower for all regions compared to the case without climate change.

Changes in the terms of trade are mainly driven by increases in the world price of energy products (see Table V), benefiting energy exporting countries (EEx, EEFSU), and leading to a worldwide decrease of CO₂ emissions.

TABLE V ABOUT HERE

Variations in regional GDP are not particularly informative for a comparison of the two scenarios, but changes in aggregate private consumption (household utility index) provide a rough estimate of the welfare impact in the two cases. From this perspective, there are significant differences in both aggregate and distributional effects. See Figure 1.

FIGURE 1 ABOUT HERE

At an aggregate level, effects are stronger, and globally an order of magnitude more negative, in the total protection scenario than in the no protection case. This seems to suggest that it would be better, economically speaking, to avoid a full protection policy. This would not be entirely correct, however, since results shown here only hold for the short run.

There are also quite substantial distributional effects in the total protection scenario. Asian regions – JPN and CHIND – are especially worse off in these circumstances. EEFSU is the only region getting short term utility gains, because it receives the second highest influx of investments in coastal protection, stimulating regional GDP and income, and because it

benefits from the increased value of energy exports. The utility loss of RoAx1 is relatively small, because it receives so much investment for coastal protection.

6. Discussion and Conclusion

We estimate the economy-wide effects of sea level rise using a global computable general equilibrium model with eight regions. We do so for the year 2050, assuming a 25 cm sea level rise. Other scenarios are of course possible, but would not lead to a greater qualitative insight. We distinguish two scenarios for adaptation. In the first, coasts are unprotected and lands are lost to the sea. In the second scenario, coasts are fully protected. Reality will lie somewhere in between. Compared to earlier studies, our treatment of the impact of sea level rise is more complete as we study both coastal protection and land loss and our treatment of investments in coastal protection is more realistic, as we also include the induced demand from investments.

On balance, the general equilibrium effects add to the direct costs of land loss or investments in coastal protection. This is because the loss of land or investment deflates the entire economy. The distribution of the general equilibrium effect is very different from the distribution of land losses or coastal protection, and the distributional effects of land losses and coastal protection also differ substantially.

For the scenario without coastal protection, the general equilibrium effects are strongest in economies that rely most on agriculture. Although energy is substituted for the loss of land, the price of energy demand falls with the shrinking economy, hurting the energy exporters.

For the other scenario, GDP generally expands as we force the model to additionally invest in coastal protection. These investments are financed by the global capital market. As a result, utility falls, least in those regions with most dike building, and utility falls most in Asia.

This paper shows that the economy-wide, indirect effects of the impacts of climate change are, first, substantial compared to the direct effects and, second, distributed differently. The direct cost method still dominates the climate change impact literature (Smith et al., 2001). As such, this paper adds to our knowledge.

On the other hand, more research needs to be done. First, sea level rise is only one of the many impacts of climate change. In two companion papers, we look at health and tourism. Second, we use a static CGE, limiting the analysis to the short term effects. Fankhauser and Tol (2003) study the impact of climate change in one-sector growth models, also finding that the indirect economic effects may be just as important as the direct costs. Third, the shocks imposed are relatively crude; the allocation of land is underdeveloped in GTAP, so that adaptation is limited; investment in coastal protection does not crowd out other investment; and the trade-off between coastal protection and land loss is not made. Fourth, although we find that carbon dioxide emissions change, we do not feed this back into the climate scenario. All this is postponed for future research.

References

- Beniston, M., Diaz, H. F., and Bradley, R. S. (1997), "Climatic Change at High Elevation Sites: An Overview", *Climatic Change*, 36, 233-251.
- Beniston, M., Tol, R. S. J., Delecolle, R., Hoermann, G., Iglesias, A., Innes, J., McMichael, A. J., Martens, W. J. M., Nemesova, I., Nicholls, R. J., & Toth, F. L. (1998), "Europe," in *The Regional Impacts of Climate Change -- An Assessment of Vulnerability, A Special Report of IPCC Working Group II*, R. T. Watson, M. C. Zinyowera, & R. H. Moss, eds. (eds.), Cambridge University Press, Cambridge, pp. 149-185.
- Bijlsma, L., Ehler, C. N., Klein, R. J. T., Kulshrestha, S. M., McLean, R. F., Mimura, N., Nicholls, R. J., Nurse, L. A., Perez Nieto, H., Stakhiv, E. Z., Turner, R. K., & Warrick, R. A. (1996), "Coastal Zones and Small Islands," in *Climate Change 1995: Impacts, Adaptations and Mitigation of Climate Change: Scientific-Technical Analyses -- Contribution of Working Group II to the Second Assessment Report of the Intergovernmental Panel on Climate Change*, 1 edn, R. T. Watson, M. C. Zinyowera, & R. H. Moss, eds. (eds.), Cambridge University Press, Cambridge, pp. 289-324.
- Broadus, J. M. (1996), "Economizing Human Responses to Subsidence and Rising Sea Level," in *Sea Level Rise and Coastal Subsidence*, J. D. Milliman & B. U. Haq, eds. (eds.), Kluwer Academic Publishers, Dordrecht, pp. 313-325.
- Burniaux J-M., Truong, T.P., (2002) *GTAP-E: An Energy-Environmental Version of the GTAP Model*, GTAP Technical Paper n.16 (www.gtap.org).
- Cline, W. R. (1992), *The Economics of Global Warming* Institute for International Economics, Washington, D.C.
- Darwin, R. F. and Tol, R. S. J. (2001), "Estimates of the Economic Effects of Sea Level Rise", *Environmental and Resource Economics*, 19, 113-129.
- Deke, O., Hooss, K. G., Kasten, C., Klepper, G., & Springer, K. 2001, *Economic Impact of Climate Change: Simulations with a Regionalized Climate-Economy Model*, Kiel Institute of World Economics, Kiel, 1065.
- Dixon, P. and Rimmer, M., (2002) *Dynamic General Equilibrium Modeling for Forecasting and Policy*, North Holland.
- Fankhauser, S. (1994), "Protection vs. Retreat -- The Economic Costs of Sea Level Rise", *Environment and Planning A*, 27, 299-319.
- Hertel, T.W., (1996) *Global Trade Analysis: Modeling and applications*, Cambridge University Press.
- Hertel, T.W., Tsigas, M. (2002), GTAP Data Base Documentation, Chapter 18.c "Primary Factors Shares" (www.gtap.org).
- Hoozemans, F. M. J., Marchand, M., & Pennekamp, H. A. 1993, *A Global Vulnerability Analysis: Vulnerability Assessment for Population, Coastal Wetlands and Rice Production and a Global Scale (second, revised edition)*, Delft Hydraulics, Delft.

- IMAGE (2001), *The IMAGE 2.2 Implementation of the SRES Scenarios*, RIVM CD-ROM Publication 481508018, Bilthoven, The Netherlands.
- IPCC CZMS (1991), *Common Methodology for Assessing Vulnerability to Sea-Level Rise* Ministry of Transport, Public Works and Water Management, The Hague.
- IPCC CZMS 1990, *Strategies for Adaptation to Sea Level Rise*, Intergovernmental Panel on Climate Change/Ministry of Transport and Public Works, The Hague.
- Jansen, H. M. A., Kuik, O. J., & Spiegel, C. K. (1991), "Impacts of Sea Level Rise: an Economic Approach," in *Climate Change - Evaluating the Socio-Economic Impacts*, OECD, Paris.
- Kemfert, C. (2002), "An Integrated Assessment Model of Economy-Energy-Climate – The Model Wiagem", *Integrated Assessment*, 3 (4), 281-298.
- McKibbin, W.J, Wilcoxon, P.J., (1998) The Theoretical and Empirical Structure of the GCubed Model, *Economic Modelling*, vol. 16(1), pp. 123–48.
- Nicholls, R. J. & Leatherman, S. P. (1995), "Global Sea-level Rise," in *When Climate Changes: Potential Impact and Implications*, K. M. Strzepek & J. B. Smith, eds. (eds.), Cambridge University Press, Cambridge.
- Nicholls, R. J., Leatherman, S. P., Dennis, K. C., and Volonte, C. R. (1995), "Impacts and Responses to Sea-Level Rise: Qualitative and Quantitative Assessments", *Journal of Coastal Research*, 14, 26-43.
- Nordhaus, W. D. (1994), *Managing the Global Commons: The Economics of Climate Change* The MIT Press, Cambridge.
- Nordhaus, W. D. (1991), "To Slow or Not to Slow: The Economics of the Greenhouse Effect", *Economic Journal*, 101, 920-937.
- Rijsberman, F. R. (1991), "Potential Costs of Adapting to Sea Level Rise in OECD Countries," in *Responding to Climate Change: Selected Economic Issues*, OECD, Paris, pp. 11-50.
- Roson, R. (2003), *Modelling the Economic Impact of Climate Change*, EEE working paper n.9, ICTP, 2003, and proceedings of the 2003 EcoMod Conference, Istanbul, July 2003.
- SCOR Working Group 89 (1991), "The Response of Beaches to Sea Level Changes: A Review of Predictive Models", *Journal of Coastal Research*, 7 (3), 895-921.
- Titus, J. G. (1992), "The Costs of Climate Change to the United States," in *Global Climate Change: Implications, Challenges and Mitigation Measures*, S. K. Majumdar et al., eds. (eds.), Pennsylvania Academy of Science, Easton, pp. 384-409.
- Titus, J. G., Park, R. A., Leatherman, S. P., Weggel, J. R., Greene, M. S., Mausel, P. W., Brown, S., Gaunt, C., Trehan, M., and Yohe, G. W. (1998), "Greenhouse Effect and Sea Level Rise: The Cost of Holding Back the Sea", *Coastal Management*, 19, 171-204.

- Tol, R. S. J. (1995), "The Damage Costs of Climate Change Toward More Comprehensive Calculations", *Environmental and Resource Economics*, 5, 353-374.
- Tol, R. S. J. (1996), "The Damage Costs of Climate Change Towards a Dynamic Representation", *Ecological Economics*, 19, 67-90.
- Tol, R. S. J. (2002), "Estimates of the Damage Costs of Climate Change - Part 1: Benchmark Estimates", *Environmental and Resource Economics*, 21, 47-73.
- Turner, R. K., Adger, W. N., and Doktor, P. (1995), "Assessing the Economic Costs of Sea Level Rise", *Environment and Planning A*, 27, 1777-1796.
- US DoC (1992), *Statistical Abstract of the United States*, United States Department of Commerce Bureau of the Census, Washington, D.C.
- US DoC (1993), *Survey of Current Business*, United States Department of Commerce Bureau of Economic Analysis, Washington, D.C.
- Yohe, G. W. (1990), "The Cost of Not Holding Back the Sea: Toward a National Sample of Economic Vulnerability", *Coastal Management*, 18, 403-431.
- Yohe, G. W., Neumann, J. E., and Ameden, H. (1995), "Assessing the Economic Cost of Greenhouse-Induced Sea Level Rise: Methods and Applications in Support of a National Survey", *Journal of Environmental Economics and Management*, 29, S-78-S-97.
- Yohe, G. W., Neumann, J. E., & Marshall, P. (1999), "The Economic Cost Induced by Sea Level Rise in the United States," in *The Impact of Climate Change on the United States Economy*, R. O. Mendelsohn & J. E. Neumann, eds. (eds.), Cambridge University Press, Cambridge, pp. 178-208.
- Yohe, G. W., Neumann, J. E., Marshall, P., and Ameden, H. (1996), "The Economics Costs of Sea Level Rise on US Coastal Properties", *Climatic Change*, 32, 387-410.
- Yohe, G. W. and Schlesinger, M. E. (1998), "Sea-Level Change: The Expected Economic Cost of Protection or Abandonment in the United States", *Climatic Change*, 38, 447-472.

Appendix

A Concise Description of GTAP-EF Model Structure

The GTAP model is a standard CGE static model, distributed with the GTAP database of the world economy (www.gtap.org).

The model structure is fully described in Hertel (1996), where the interested reader can also find various simulation examples. Over the years, the model structure has slightly changed, often because of finer industrial disaggregation levels achieved in subsequent versions of the database.

Burniaux and Truong (2002) developed a special variant of the model, called GTAP-E, best suited for the analysis of energy markets and environmental policies. Basically, the main changes in the basic structure are:

- energy factors are taken out from the set of intermediate inputs, allowing for more substitution possibilities, and are inserted in a nested level of substitution with capital;
- database and model are extended to account for CO₂ emissions, related to energy consumption.

The model described in this paper (GTAP-EF) is a further refinement of GTAP-E, in which more industries are considered. In addition, some model equations have been changed in specific simulation experiments. This appendix provides a concise description of the model structure.

As in all CGE models, GTAP-EF makes use of the Walrasian perfect competition paradigm to simulate adjustment processes, although the inclusion of some elements of imperfect competition is also possible.

Industries are modelled through a representative firm, minimizing costs while taking prices are given. In turn, output prices are given by average production costs. The production functions are specified via a series of nested CES functions, with nesting as displayed in the tree diagram of figure A1.

Notice that domestic and foreign inputs are not perfect substitutes, according to the so-called "Armington assumption", which accounts for - amongst others - product heterogeneity.

In general, inputs grouped together are more easily substitutable among themselves than with other elements outside the nest. For example, imports can more easily be substituted in terms of foreign production source, rather than between domestic production and one specific foreign country of origin. Analogously, composite energy inputs are more substitutable with capital than with other factors.

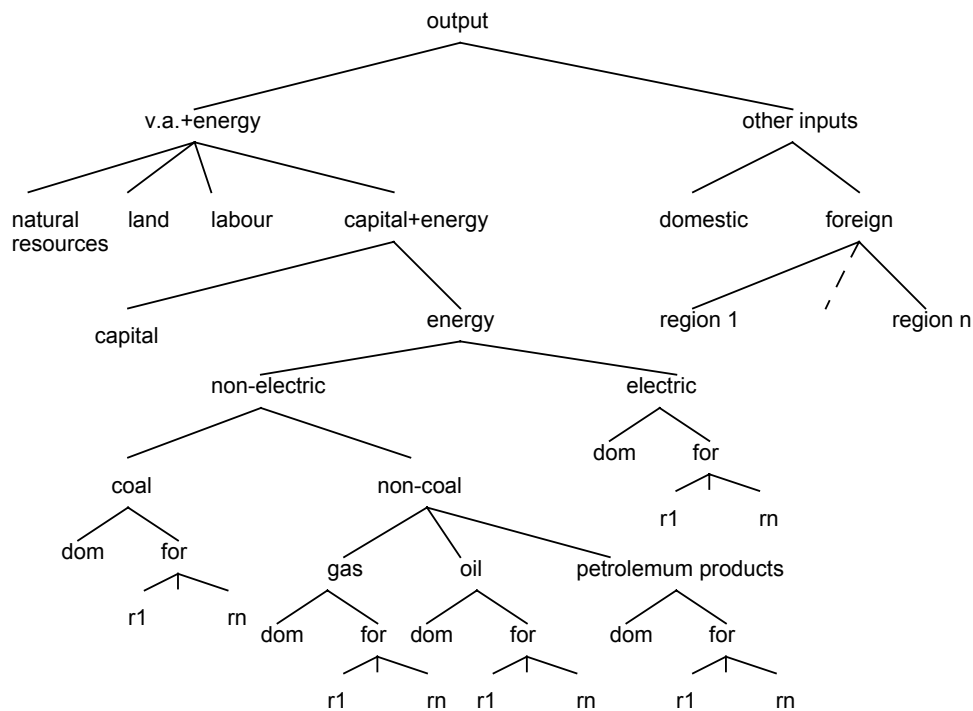


Figure A1 – Nested tree structure for industrial production processes

A representative consumer in each region receives income, defined as the service value of national primary factors (natural resources, land, labour, capital). Capital and labour are perfectly mobile domestically but immobile internationally. Land and natural resources, on the other hand, are industry-specific.

This income is used to finance the expenditure of three classes of expenditure: aggregate household consumption, public consumption and savings (figure A2). The expenditure shares are generally fixed, which amounts to saying that the top-level utility function has a Cobb-Douglas specification. Also notice that savings generate utility, and this can be interpreted as a reduced form of intertemporal utility.

Public consumption is split in a series of alternative consumption items, again according to a Cobb-Douglas specification. However, almost all expenditure is actually concentrated in one specific industry: Non-market Services.

Private consumption is analogously split in a series of alternative composite Armington aggregates. However, the functional specification used at this level is the Constant Difference in Elasticities form: a non-homothetic function, which is used to account for possible differences in income elasticities for the various consumption goods.

In the GTAP model and its variants, two industries are treated in a special way and are not related to any country, viz. international transport and international investment production.

International transport is a world industry, which produces the transportation services associated with the movement of goods between origin and destination regions, thereby determining the cost margin between f.o.b. and c.i.f. prices. Transport services are produced by means of factors submitted by all countries, in variable proportions.

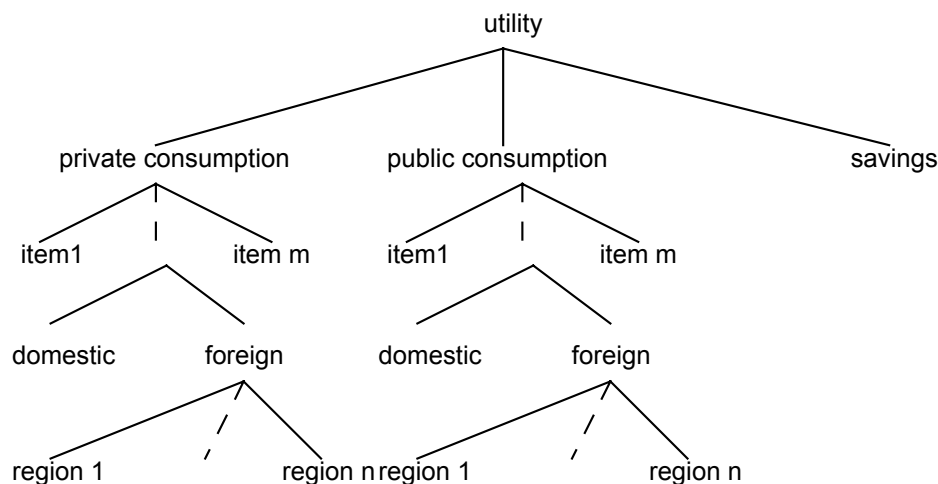


Figure A2 – Nested tree structure for final demand

In a similar way, a hypothetical world bank collects savings from all regions and allocates investments so as to achieve equality of expected future rates of return. Expected returns are linked to current returns and are defined through the following equation:

$$r_s^e = r_s^c \left(\frac{ke_s}{kb_s} \right)^{-\rho}$$

where: r is the rate of return in region s (superscript e stands for expected, c for current), kb is the capital stock level at the beginning of the year, ke is the capital stock at the end of the year, after depreciation and new investment have taken place. ρ is an elasticity parameter, possibly varying by region.

Future returns are determined, through a kind of adaptive expectations, from current returns, where it is also recognized that higher future stocks will lower future returns. The value assigned to the parameter ρ determines the actual degree of capital mobility in international markets.

Since the world bank sets investments so as to equalize expected returns, an international investment portfolio is created, where regional shares are sensitive to relative current returns on capital.

In this way, savings and investments are equalized at the international but not at the regional level. Because of accounting identities, any financial imbalance mirrors a trade deficit or surplus in each region.

Tab. I: No protection scenario: main economic indicators

	Land lost (% change w.r.t. baseline)	Land lost in km ²	Value of land lost		GDP (% change w.r.t. baseline)	Household utility index (% change w.r.t. baseline)	CO ₂ Emissions (% change w.r.t. baseline)
			1997 million US\$	% of GDP			
USA	-0.055	5000	102	0.0002	-0.002	-0.005	0.010
EU	-0.032	1015	187	0.0010	-0.001	-0.005	0.012
EEFSU	-0.018	4257	611	0.0100	-0.002	-0.006	0.005
JPN	-0.153	575	20	0.0001	-0.001	0.003	0.035
RoA1	-0.006	1065	221	0.0030	0.000	0.008	0.015
EEx	-0.184	31847	15556	0.1010	-0.021	-0.015	-0.008
CHIND	-0.083	10200	324	0.0030	-0.030	-0.062	-0.024
RoW	-0.151	71314	13897	0.0600	-0.017	-0.014	-0.012

Tab. II: No protection scenario: price and production levels by industry

	Price index for world supply (% change w.r.t. baseline)	Quantity index for world supply (% change w.r.t. baseline)
Rice	0.484	-0.054
Wheat	0.314	-0.040
CerCrops	0.389	-0.042
VegFruits	0.360	-0.058
Animals	0.329	-0.045
Forestry	-0.102	-0.017
Fishing	-0.057	-0.020
Coal	-0.068	-0.012
Oil	-0.081	0.004
Gas	-0.066	0.001
Oil_Pcts	-0.075	0.004
Electricity	-0.058	-0.007
En.Int_in	-0.042	-0.013
Oth_ind	0.044	-0.033
MServ	-0.040	0.003
NMServ	-0.040	0.007

Tab. III: No protection scenario: industrial output and price of primary factors by region

Industry Output (% change w.r.t. baseline)								
	USA	EU	EEFSU	JPN	RoA1	EEx	CHIND	RoW
Rice	-0.020	0.040	-0.013	-0.019	0.056	-0.086	-0.028	-0.073
Wheat	-0.051	-0.022	0.008	-0.259	0.043	-0.080	-0.033	-0.076
CerCrops	-0.020	0.037	0.060	-0.069	0.103	-0.116	-0.025	-0.083
VegFruits	-0.029	0.031	0.036	-0.078	0.087	-0.128	-0.050	-0.078
Animals	-0.026	-0.016	0.020	-0.035	0.022	-0.094	-0.077	-0.079
Forestry	-0.041	-0.024	-0.026	-0.031	-0.024	-0.015	-0.001	-0.011
Fishing	-0.007	-0.012	-0.017	-0.019	-0.033	-0.015	-0.036	-0.016
Coal	-0.009	-0.013	-0.008	-0.091	-0.058	0.016	-0.007	-0.012
Oil	-0.011	-0.024	-0.008	-0.064	-0.033	0.013	0.019	0.000
Gas	0.003	-0.036	-0.005	-0.042	-0.048	0.036	0.022	-0.014
Oil_Pcts	0.014	0.013	0.009	0.017	0.024	0.002	-0.034	-0.006
Electricity	0.001	-0.010	0.003	-0.010	-0.023	-0.007	-0.025	-0.006
En_Int_ind	-0.013	-0.015	-0.007	-0.040	-0.051	0.006	-0.003	-0.005
Oth_ind	-0.021	-0.017	-0.019	-0.010	-0.009	-0.083	-0.035	-0.071
Mserv	0.003	0.001	0.000	0.005	0.002	0.010	-0.036	0.011
NMServ	0.003	0.003	0.005	0.003	0.010	0.009	0.060	0.014
Investment	0.008	0.008	-0.013	0.031	0.022	-0.066	-0.172	-0.043
Price of primary factors (% change w.r.t. baseline)								
Land	0.534	0.514	0.532	1.019	0.607	0.804	0.467	0.802
Labor	-0.051	-0.051	-0.059	-0.002	-0.026	-0.123	-0.196	-0.108
Capital	-0.051	-0.048	-0.061	-0.001	-0.025	-0.127	-0.212	-0.112

Tab. IV: Total protection scenario: main economic indicators

Region	Coastal protection expenditure		Investment induced by coastal protection (% change w.r.t. baseline)	GDP (% change w.r.t. baseline)	Household utility index (% change w.r.t. baseline)	CO ₂ Emissions (% change w.r.t. baseline)
	1997 million US\$	% of GDP				
USA	5153	0.010	0.151	0.001	-0.206	-0.069
EU	11213	0.025	0.302	-0.022	-0.296	-0.160
EEFSU	23076	0.332	3.179	0.049	0.033	-0.133
JPN	7595	0.032	0.242	-0.009	-0.605	-0.344
RoA1	71496	0.799	9.422	0.103	-0.009	-0.130
EEx	363856	0.185	2.235	0.015	-0.223	-0.069
CHIND	11747	0.106	1.254	0.003	-0.889	-0.116
RoW	38808	0.148	1.817	0.009	-0.310	-0.115

Tab. V: Total protection scenario: price and production levels by industry

	Price index for world supply (% change w.r.t. baseline)	Quantity index for world supply (% change w.r.t. baseline)
Rice	0.011	0.094
Wheat	0.051	0.025
CerCrops	0.085	0.022
VegFruits	-0.103	-0.043
Animals	0.022	-0.011
Forestry	-0.064	-0.177
Fishing	0.038	-0.052
Coal	0.122	-0.109
Oil	0.080	-0.143
Gas	0.283	-0.180
Oil_Pcts	0.056	-0.154
Electricity	0.034	-0.080
EnInt_in	0.024	-0.002
Oth_ind	-0.002	0.136
MServ	-0.015	0.013
NMserv	-0.016	-0.102

Tab. VI: Total protection scenario: industrial output and price of primary factors by region

Industry Output (% change w.r.t. baseline)								
	USA	EU	EEFSU	JPN	RoA1	EEx	CHIND	RoW
Rice	0.061	-0.140	-0.160	0.595	-0.560	-0.073	0.165	-0.031
Wheat	0.045	0.045	-0.073	-0.378	0.161	-0.061	0.097	-0.015
CerCrops	-0.007	-0.017	-0.095	-0.061	-0.021	0.025	0.164	0.030
VegFruits	-0.030	-0.060	-0.082	-0.185	-0.095	-0.045	-0.037	-0.025
Animals	0.140	0.104	-0.074	0.399	-0.478	-0.029	-0.207	-0.027
Forestry	0.091	0.112	-0.287	0.209	-0.783	-0.141	-0.273	-0.160
Fishing	0.157	0.049	-0.166	0.454	-0.854	-0.099	-0.207	-0.096
Coal	0.097	0.113	-0.244	0.876	-1.236	-0.059	0.019	0.016
Oil	0.063	0.120	-0.374	0.387	-0.691	-0.102	-0.092	-0.056
Gas	0.231	0.556	-0.419	0.177	-1.234	-0.071	0.020	-0.060
Oil_Pcts	-0.121	-0.114	-0.136	-0.251	0.139	-0.101	-0.413	-0.158
Electricity	0.056	0.088	-0.249	0.042	-1.204	-0.119	-0.116	-0.109
En_Int_ind	0.259	0.269	-0.823	0.573	-2.470	-0.204	0.084	-0.132
Oth_ind	0.227	0.199	-0.177	0.655	-1.364	-0.104	0.336	-0.027
MServ	-0.043	-0.055	0.257	-0.177	0.725	0.132	0.019	0.078
NMserv	-0.093	-0.074	-0.004	-0.117	-0.092	-0.121	-0.382	-0.116
Price of primary factors (% change w.r.t. baseline)								
Land	0.499	0.356	-0.359	2.098	-1.467	-0.101	-0.713	-0.071
Labor	-0.154	-0.090	0.833	-0.536	1.376	0.251	0.111	0.130
Capital	-0.144	-0.103	0.806	-0.528	1.275	0.253	0.156	0.140

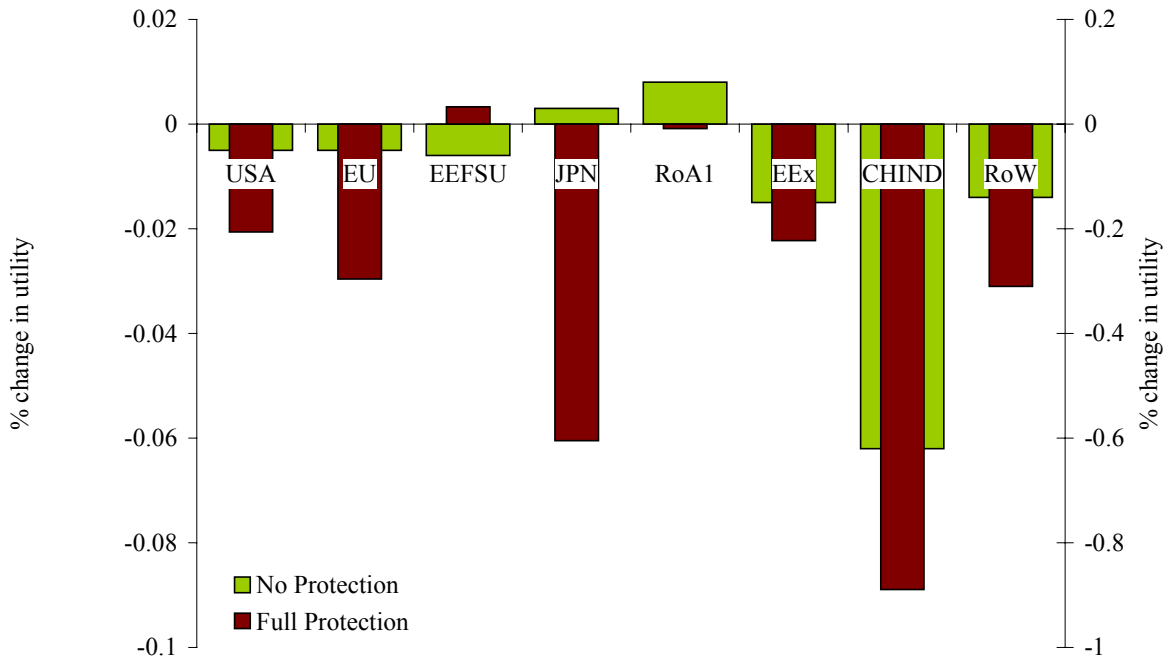


Figure 1. The change in household utility index with respect to the baseline for the case without protection (wide, light bars; left axis) and the case with full protection (narrow, dark bars; right axis).

NOTE DI LAVORO DELLA FONDAZIONE ENI ENRICO MATTEI

Fondazione Eni Enrico Mattei Working Paper Series

Our Note di Lavoro are available on the Internet at the following addresses:

<http://www.feem.it/Feem/Pub/Publications/WPapers/default.html>

<http://www.ssrn.com/link/feem.html>

NOTE DI LAVORO PUBLISHED IN 2003

PRIV	1.2003	<i>Gabriella CHIESA and Giovanna NICODANO</i> : <u>Privatization and Financial Market Development: Theoretical Issues</u>
PRIV	2.2003	<i>Ibolya SCHINDELE</i> : <u>Theory of Privatization in Eastern Europe: Literature Review</u>
PRIV	3.2003	<i>Wietze LISE, Claudia KEMFERT and Richard S.J. TOL</i> : <u>Strategic Action in the Liberalised German Electricity Market</u>
CLIM	4.2003	<i>Laura MARSILIANI and Thomas I. RENSTRÖM</i> : <u>Environmental Policy and Capital Movements: The Role of Government Commitment</u>
KNOW	5.2003	<i>Reyer GERLAGH</i> : <u>Induced Technological Change under Technological Competition</u>
ETA	6.2003	<i>Efrem CASTELNUOVO</i> : <u>Squeezing the Interest Rate Smoothing Weight with a Hybrid Expectations Model</u>
SIEV	7.2003	<i>Anna ALBERINI, Alberto LONGO, Stefania TONIN, Francesco TROMBETTA and Margherita TURVANI</i> : <u>The Role of Liability, Regulation and Economic Incentives in Brownfield Remediation and Redevelopment: Evidence from Surveys of Developers</u>
NRM	8.2003	<i>Elissaios POPYRAKIS and Reyner GERLAGH</i> : <u>Natural Resources: A Blessing or a Curse?</u>
CLIM	9.2003	<i>A. CAPARRÓS, J.-C. PEREAU and T. TAZDAÏT</i> : <u>North-South Climate Change Negotiations: a Sequential Game with Asymmetric Information</u>
KNOW	10.2003	<i>Giorgio BRUNELLO and Daniele CHECCHI</i> : <u>School Quality and Family Background in Italy</u>
CLIM	11.2003	<i>Efrem CASTELNUOVO and Marzio GALEOTTI</i> : <u>Learning By Doing vs Learning By Researching in a Model of Climate Change Policy Analysis</u>
KNOW	12.2003	<i>Carole MAIGNAN, Gianmarco OTTAVIANO and Dino PINELLI (eds.)</i> : <u>Economic Growth, Innovation, Cultural Diversity: What are we all talking about? A critical survey of the state-of-the-art</u>
KNOW	13.2003	<i>Carole MAIGNAN, Gianmarco OTTAVIANO, Dino PINELLI and Francesco RULLANI (lix)</i> : <u>Bio-Ecological Diversity vs. Socio-Economic Diversity. A Comparison of Existing Measures</u>
KNOW	14.2003	<i>Maddy JANSSENS and Chris STEYAERT (lix)</i> : <u>Theories of Diversity within Organisation Studies: Debates and Future Trajectories</u>
KNOW	15.2003	<i>Tuzin BAYCAN LEVENT, Enno MASUREL and Peter NIJKAMP (lix)</i> : <u>Diversity in Entrepreneurship: Ethnic and Female Roles in Urban Economic Life</u>
KNOW	16.2003	<i>Alexandra BITUSIKOVA (lix)</i> : <u>Post-Communist City on its Way from Grey to Colourful: The Case Study from Slovakia</u>
KNOW	17.2003	<i>Billy E. VAUGHN and Katarina MLEKOV (lix)</i> : <u>A Stage Model of Developing an Inclusive Community</u>
KNOW	18.2003	<i>Selma van LONDEN and Arie de RUIJTER (lix)</i> : <u>Managing Diversity in a Globalizing World</u>
Coalition		
Theory	19.2003	<i>Sergio CURRARINI</i> : <u>On the Stability of Hierarchies in Games with Externalities</u>
Network		
PRIV	20.2003	<i>Giacomo CALZOLARI and Alessandro PAVAN (lx)</i> : <u>Monopoly with Resale</u>
PRIV	21.2003	<i>Claudio MEZZETTI (lx)</i> : <u>Auction Design with Interdependent Valuations: The Generalized Revelation Principle, Efficiency, Full Surplus Extraction and Information Acquisition</u>
PRIV	22.2003	<i>Marco LiCalzi and Alessandro PAVAN (lx)</i> : <u>Tilting the Supply Schedule to Enhance Competition in Uniform-Price Auctions</u>
PRIV	23.2003	<i>David ETTINGER (lx)</i> : <u>Bidding among Friends and Enemies</u>
PRIV	24.2003	<i>Hannu VARTIAINEN (lx)</i> : <u>Auction Design without Commitment</u>
PRIV	25.2003	<i>Matti KELOHARJU, Kjell G. NYBORG and Kristian RYDQVIST (lx)</i> : <u>Strategic Behavior and Underpricing in Uniform Price Auctions: Evidence from Finnish Treasury Auctions</u>
PRIV	26.2003	<i>Christine A. PARLOUR and Uday RAJAN (lx)</i> : <u>Rationing in IPOs</u>
PRIV	27.2003	<i>Kjell G. NYBORG and Ilya A. STREBULAIEV (lx)</i> : <u>Multiple Unit Auctions and Short Squeezes</u>
PRIV	28.2003	<i>Anders LUNANDER and Jan-Eric NILSSON (lx)</i> : <u>Taking the Lab to the Field: Experimental Tests of Alternative Mechanisms to Procure Multiple Contracts</u>
PRIV	29.2003	<i>TangaMcDANIEL and Karsten NEUHOFF (lx)</i> : <u>Use of Long-term Auctions for Network Investment</u>
PRIV	30.2003	<i>Emiel MAASLAND and Sander ONDERSTAL (lx)</i> : <u>Auctions with Financial Externalities</u>
ETA	31.2003	<i>Michael FINUS and Bianca RUNDSHAGEN</i> : <u>A Non-cooperative Foundation of Core-Stability in Positive Externality NTU-Coalition Games</u>
KNOW	32.2003	<i>Michele MORETTO</i> : <u>Competition and Irreversible Investments under Uncertainty</u>
PRIV	33.2003	<i>Philippe QUIRION</i> : <u>Relative Quotas: Correct Answer to Uncertainty or Case of Regulatory Capture?</u>
KNOW	34.2003	<i>Giuseppe MEDA, Claudio PIGA and Donald SIEGEL</i> : <u>On the Relationship between R&D and Productivity: A Treatment Effect Analysis</u>
ETA	35.2003	<i>Alessandra DEL BOCA, Marzio GALEOTTI and Paola ROTA</i> : <u>Non-convexities in the Adjustment of Different Capital Inputs: A Firm-level Investigation</u>

GG	36.2003	<i>Matthieu GLACHANT</i> : <u>Voluntary Agreements under Endogenous Legislative Threats</u>
PRIV	37.2003	<i>Narjess BOUBAKRI, Jean-Claude COSSET and Omrane GUEDHAMI</i> : <u>Postprivatization Corporate Governance: the Role of Ownership Structure and Investor Protection</u>
CLIM	38.2003	<i>Rolf GOLOMBEK and Michael HOEL</i> : <u>Climate Policy under Technology Spillovers</u>
KNOW	39.2003	<i>Slim BEN YOUSSEF</i> : <u>Transboundary Pollution, R&D Spillovers and International Trade</u>
CTN	40.2003	<i>Carlo CARRARO and Carmen MARCHIORI</i> : <u>Endogenous Strategic Issue Linkage in International Negotiations</u>
KNOW	41.2003	<i>Sonia OREFFICE</i> : <u>Abortion and Female Power in the Household: Evidence from Labor Supply</u>
KNOW	42.2003	<i>Timo GOESCHL and Timothy SWANSON</i> : <u>On Biology and Technology: The Economics of Managing Biotechnologies</u>
ETA	43.2003	<i>Giorgio Busetti and Matteo MANERA</i> : <u>STAR-GARCH Models for Stock Market Interactions in the Pacific Basin Region, Japan and US</u>
CLIM	44.2003	<i>Katrin MILLOCK and Céline NAUGES</i> : <u>The French Tax on Air Pollution: Some Preliminary Results on its Effectiveness</u>
PRIV	45.2003	<i>Bernardo BORTOLOTTI and Paolo PINOTTI</i> : <u>The Political Economy of Privatization</u>
SIEV	46.2003	<i>Elbert DIJKGRAAF and Herman R.J. VOLLEBERGH</i> : <u>Burn or Bury? A Social Cost Comparison of Final Waste Disposal Methods</u>
ETA	47.2003	<i>Jens HORBACH</i> : <u>Employment and Innovations in the Environmental Sector: Determinants and Econometrical Results for Germany</u>
CLIM	48.2003	<i>Lori SNYDER, Nolan MILLER and Robert STAVINS</i> : <u>The Effects of Environmental Regulation on Technology Diffusion: The Case of Chlorine Manufacturing</u>
CLIM	49.2003	<i>Lori SNYDER, Robert STAVINS and Alexander F. WAGNER</i> : <u>Private Options to Use Public Goods. Exploiting Revealed Preferences to Estimate Environmental Benefits</u>
CTN	50.2003	<i>László Á. KÓCZY and Luc LAUWERS</i> (Ixi): <u>The Minimal Dominant Set is a Non-Empty Core-Extension</u>
CTN	51.2003	<i>Matthew O. JACKSON</i> (Ixi): <u>Allocation Rules for Network Games</u>
CTN	52.2003	<i>Ana MAULEON and Vincent VANNEBELBOSCH</i> (Ixi): <u>Farsightedness and Cautiousness in Coalition Formation</u>
CTN	53.2003	<i>Fernando VEGA-REDONDO</i> (Ixi): <u>Building Up Social Capital in a Changing World: a network approach</u>
CTN	54.2003	<i>Matthew HAAG and Roger LAGUNOFF</i> (Ixi): <u>On the Size and Structure of Group Cooperation</u>
CTN	55.2003	<i>Tajji FURUSAWA and Hideo KONISHI</i> (Ixi): <u>Free Trade Networks</u>
CTN	56.2003	<i>Halis Murat YILDIZ</i> (Ixi): <u>National Versus International Mergers and Trade Liberalization</u>
CTN	57.2003	<i>Santiago RUBIO and Alistair ULPH</i> (Ixi): <u>An Infinite-Horizon Model of Dynamic Membership of International Environmental Agreements</u>
KNOW	58.2003	<i>Carole MAIGNAN, Dino PINELLI and Gianmarco I.P. OTTAVIANO</i> : <u>ICT, Clusters and Regional Cohesion: A Summary of Theoretical and Empirical Research</u>
KNOW	59.2003	<i>Giorgio BELLETTINI and Gianmarco I.P. OTTAVIANO</i> : <u>Special Interests and Technological Change</u>
ETA	60.2003	<i>Ronnie SCHÖB</i> : <u>The Double Dividend Hypothesis of Environmental Taxes: A Survey</u>
CLIM	61.2003	<i>Michael FINUS, Ekko van IERLAND and Robert DELLINK</i> : <u>Stability of Climate Coalitions in a Cartel Formation Game</u>
GG	62.2003	<i>Michael FINUS and Bianca RUNDSHAGEN</i> : <u>How the Rules of Coalition Formation Affect Stability of International Environmental Agreements</u>
SIEV	63.2003	<i>Alberto PETRUCCI</i> : <u>Taxing Land Rent in an Open Economy</u>
CLIM	64.2003	<i>Joseph E. ALDY, Scott BARRETT and Robert N. STAVINS</i> : <u>Thirteen Plus One: A Comparison of Global Climate Policy Architectures</u>
SIEV	65.2003	<i>Edi DEFRANCESCO</i> : <u>The Beginning of Organic Fish Farming in Italy</u>
SIEV	66.2003	<i>Klaus CONRAD</i> : <u>Price Competition and Product Differentiation when Consumers Care for the Environment</u>
SIEV	67.2003	<i>Paulo A.L.D. NUNES, Luca ROSSETTO, Arianne DE BLAEIJ</i> : <u>Monetary Value Assessment of Clam Fishing Management Practices in the Venice Lagoon: Results from a Stated Choice Exercise</u>
CLIM	68.2003	<i>ZhongXiang ZHANG</i> : <u>Open Trade with the U.S. Without Compromising Canada's Ability to Comply with its Kyoto Target</u>
KNOW	69.2003	<i>David FRANTZ</i> (Iix): <u>Lorenzo Market between Diversity and Mutation</u>
KNOW	70.2003	<i>Ercole SORI</i> (Iix): <u>Mapping Diversity in Social History</u>
KNOW	71.2003	<i>Ljiljana DERU SIMIC</i> (Ixi): <u>What is Specific about Art/Cultural Projects?</u>
KNOW	72.2003	<i>Natalya V. TARANOVA</i> (Ixi): <u>The Role of the City in Fostering Intergroup Communication in a Multicultural Environment: Saint-Petersburg's Case</u>
KNOW	73.2003	<i>Kristine CRANE</i> (Ixi): <u>The City as an Arena for the Expression of Multiple Identities in the Age of Globalisation and Migration</u>
KNOW	74.2003	<i>Kazuma MATOBA</i> (Ixi): <u>Glocal Dialogue- Transformation through Transcultural Communication</u>
KNOW	75.2003	<i>Catarina REIS OLIVEIRA</i> (Ixi): <u>Immigrants' Entrepreneurial Opportunities: The Case of the Chinese in Portugal</u>
KNOW	76.2003	<i>Sandra WALLMAN</i> (Ixi): <u>The Diversity of Diversity - towards a typology of urban systems</u>
KNOW	77.2003	<i>Richard PEARCE</i> (Ixi): <u>A Biologist's View of Individual Cultural Identity for the Study of Cities</u>
KNOW	78.2003	<i>Vincent MERK</i> (Ixi): <u>Communication Across Cultures: from Cultural Awareness to Reconciliation of the Dilemmas</u>
KNOW	79.2003	<i>Giorgio BELLETTINI, Carlotta BERTI CERONI and Gianmarco I.P. OTTAVIANO</i> : <u>Child Labor and Resistance to Change</u>
ETA	80.2003	<i>Michele MORETTO, Paolo M. PANTEGHINI and Carlo SCARPA</i> : <u>Investment Size and Firm's Value under Profit Sharing Regulation</u>

IEM	81.2003	<i>Alessandro LANZA, Matteo MANERA and Massimo GIOVANNINI: <u>Oil and Product Dynamics in International Petroleum Markets</u></i>
CLIM	82.2003	<i>Y. Hossein FARZIN and Jinhua ZHAO: <u>Pollution Abatement Investment When Firms Lobby Against Environmental Regulation</u></i>
CLIM	83.2003	<i>Giuseppe DI VITA: <u>Is the Discount Rate Relevant in Explaining the Environmental Kuznets Curve?</u></i>
CLIM	84.2003	<i>Reyer GERLAGH and Wietze LISE: <u>Induced Technological Change Under Carbon Taxes</u></i>
NRM	85.2003	<i>Rinaldo BRAU, Alessandro LANZA and Francesco PIGLIARU: <u>How Fast are the Tourism Countries Growing? The cross-country evidence</u></i>
KNOW	86.2003	<i>Elena BELLINI, Gianmarco I.P. OTTAVIANO and Dino PINELLI: <u>The ICT Revolution: opportunities and risks for the Mezzogiorno</u></i>
SIEV	87.2003	<i>Lucas BRETSCGHER and Sjak SMULDERS: <u>Sustainability and Substitution of Exhaustible Natural Resources. How resource prices affect long-term R&D investments</u></i>
CLIM	88.2003	<i>Johan EYCKMANS and Michael FINUS: <u>New Roads to International Environmental Agreements: The Case of Global Warming</u></i>
CLIM	89.2003	<i>Marzio GALEOTTI: <u>Economic Development and Environmental Protection</u></i>
CLIM	90.2003	<i>Marzio GALEOTTI: <u>Environment and Economic Growth: Is Technical Change the Key to Decoupling?</u></i>
CLIM	91.2003	<i>Marzio GALEOTTI and Barbara BUCHNER: <u>Climate Policy and Economic Growth in Developing Countries</u></i>
IEM	92.2003	<i>A. MARKANDYA, A. GOLUB and E. STRUKOVA: <u>The Influence of Climate Change Considerations on Energy Policy: The Case of Russia</u></i>
ETA	93.2003	<i>Andrea BELTRATTI: <u>Socially Responsible Investment in General Equilibrium</u></i>
CTN	94.2003	<i>Parkash CHANDER: <u>The γ-Core and Coalition Formation</u></i>
IEM	95.2003	<i>Matteo MANERA and Angelo MARZULLO: <u>Modelling the Load Curve of Aggregate Electricity Consumption Using Principal Components</u></i>
IEM	96.2003	<i>Alessandro LANZA, Matteo MANERA, Margherita GRASSO and Massimo GIOVANNINI: <u>Long-run Models of Oil Stock Prices</u></i>
CTN	97.2003	<i>Steven J. BRAMS, Michael A. JONES, and D. Marc KILGOUR: <u>Forming Stable Coalitions: The Process Matters</u></i>
KNOW	98.2003	<i>John CROWLEY, Marie-Cecile NAVES (Ixiix): <u>Anti-Racist Policies in France. From Ideological and Historical Schemes to Socio-Political Realities</u></i>
KNOW	99.2003	<i>Richard THOMPSON FORD (Ixiii): <u>Cultural Rights and Civic Virtue</u></i>
KNOW	100.2003	<i>Alaknanda PATEL (Ixiii): <u>Cultural Diversity and Conflict in Multicultural Cities</u></i>
KNOW	101.2003	<i>David MAY (Ixiii): <u>The Struggle of Becoming Established in a Deprived Inner-City Neighbourhood</u></i>
KNOW	102.2003	<i>Sébastien ARCAND, Danielle JUTEAU, Sirma BILGE, and Francine LEMIRE (Ixiii) : <u>Municipal Reform on the Island of Montreal: Tensions Between Two Majority Groups in a Multicultural City</u></i>
CLIM	103.2003	<i>Barbara BUCHNER and Carlo CARRARO: <u>China and the Evolution of the Present Climate Regime</u></i>
CLIM	104.2003	<i>Barbara BUCHNER and Carlo CARRARO: <u>Emissions Trading Regimes and Incentives to Participate in International Climate Agreements</u></i>
CLIM	105.2003	<i>Anil MARKANDYA and Dirk T.G. RÜBBELKE: <u>Ancillary Benefits of Climate Policy</u></i>
NRM	106.2003	<i>Anne Sophie CRÉPIN (Ixiv): <u>Management Challenges for Multiple-Species Boreal Forests</u></i>
NRM	107.2003	<i>Anne Sophie CRÉPIN (Ixiv): <u>Threshold Effects in Coral Reef Fisheries</u></i>
SIEV	108.2003	<i>Sara ANIYAR (Ixiv): <u>Estimating the Value of Oil Capital in a Small Open Economy: The Venezuela's Example</u></i>
SIEV	109.2003	<i>Kenneth ARROW, Partha DASGUPTA and Karl-Göran MÄLER (Ixiv): <u>Evaluating Projects and Assessing Sustainable Development in Imperfect Economies</u></i>
NRM	110.2003	<i>Anastasios XEPAPADEAS and Catarina ROSETA-PALMA (Ixiv): <u>Instabilities and Robust Control in Fisheries</u></i>
NRM	111.2003	<i>Charles PERRINGS and Brian WALKER (Ixiv): <u>Conservation and Optimal Use of Rangelands</u></i>
ETA	112.2003	<i>Jack GOODY (Ixiv): <u>Globalisation, Population and Ecology</u></i>
CTN	113.2003	<i>Carlo CARRARO, Carmen MARCHIORI and Sonia OREFFICE: <u>Endogenous Minimum Participation in International Environmental Treaties</u></i>
CTN	114.2003	<i>Guillaume HAERINGER and Myrna WOODERS: <u>Decentralized Job Matching</u></i>
CTN	115.2003	<i>Hideo KONISHI and M. Utku UNVER: <u>Credible Group Stability in Multi-Partner Matching Problems</u></i>
CTN	116.2003	<i>Somdeb LAHIRI: <u>Stable Matchings for the Room-Mates Problem</u></i>
CTN	117.2003	<i>Somdeb LAHIRI: <u>Stable Matchings for a Generalized Marriage Problem</u></i>
CTN	118.2003	<i>Marita LAUKKANEN: <u>Transboundary Fisheries Management under Implementation Uncertainty</u></i>
CTN	119.2003	<i>Edward CARTWRIGHT and Myrna WOODERS: <u>Social Conformity and Bounded Rationality in Arbitrary Games with Incomplete Information: Some First Results</u></i>
CTN	120.2003	<i>Gianluigi VERNASCA: <u>Dynamic Price Competition with Price Adjustment Costs and Product Differentiation</u></i>
CTN	121.2003	<i>Myrna WOODERS, Edward CARTWRIGHT and Reinhard SELTEN: <u>Social Conformity in Games with Many Players</u></i>
CTN	122.2003	<i>Edward CARTWRIGHT and Myrna WOODERS: <u>On Equilibrium in Pure Strategies in Games with Many Players</u></i>
CTN	123.2003	<i>Edward CARTWRIGHT and Myrna WOODERS: <u>Conformity and Bounded Rationality in Games with Many Players</u></i>
	1000	Carlo CARRARO, Alessandro LANZA and Valeria PAPPONETTI: <u>One Thousand Working Papers</u>

NOTE DI LAVORO PUBLISHED IN 2004

IEM	1.2004	<i>Anil MARKANDYA, Suzette PEDROSO and Alexander GOLUB: <u>Empirical Analysis of National Income and So2 Emissions in Selected European Countries</u></i>
ETA	2.2004	<i>Masahisa FUJITA and Shlomo WEBER: <u>Strategic Immigration Policies and Welfare in Heterogeneous Countries</u></i>
PRA	3.2004	<i>Adolfo DI CARLUCCIO, Giovanni FERRI, Cecilia FRALE and Ottavio RICCHI: <u>Do Privatizations Boost Household Shareholding? Evidence from Italy</u></i>
ETA	4.2004	<i>Victor GINSBURGH and Shlomo WEBER: <u>Languages Disenfranchisement in the European Union</u></i>
ETA	5.2004	<i>Romano PIRAS: <u>Growth, Congestion of Public Goods, and Second-Best Optimal Policy</u></i>
CCMP	6.2004	<i>Herman R.J. VOLLEBERGH: <u>Lessons from the Polder: Is Dutch CO2-Taxation Optimal</u></i>
PRA	7.2004	<i>Sandro BRUSCO, Giuseppe LOPOMO and S. VISWANATHAN (lxv): <u>Merger Mechanisms</u></i>
PRA	8.2004	<i>Wolfgang AUSSENEGG, Pegaret PICHLER and Alex STOMPER (lxv): <u>IPO Pricing with Bookbuilding, and a When-Issued Market</u></i>
PRA	9.2004	<i>Pegaret PICHLER and Alex STOMPER (lxv): <u>Primary Market Design: Direct Mechanisms and Markets</u></i>
PRA	10.2004	<i>Florian ENGLMAIER, Pablo GUILLEN, Loreto LLORENTE, Sander ONDERSTAL and Rupert SAUSGRUBER (lxv): <u>The Chopstick Auction: A Study of the Exposure Problem in Multi-Unit Auctions</u></i>
PRA	11.2004	<i>Bjarne BRENDSTRUP and Harry J. PAARSCH (lxv): <u>Nonparametric Identification and Estimation of Multi-Unit, Sequential, Oral, Ascending-Price Auctions With Asymmetric Bidders</u></i>
PRA	12.2004	<i>Ohad KADAN (lxv): <u>Equilibrium in the Two Player, k-Double Auction with Affiliated Private Values</u></i>
PRA	13.2004	<i>Maarten C.W. JANSSEN (lxv): <u>Auctions as Coordination Devices</u></i>
PRA	14.2004	<i>Gadi FIBICH, Arieh GAVIOUS and Aner SELA (lxv): <u>All-Pay Auctions with Weakly Risk-Averse Buyers</u></i>
PRA	15.2004	<i>Orly SADE, Charles SCHNITZLEIN and Jaime F. ZENDER (lxv): <u>Competition and Cooperation in Divisible Good Auctions: An Experimental Examination</u></i>
PRA	16.2004	<i>Marta STRYSZOWSKA (lxv): <u>Late and Multiple Bidding in Competing Second Price Internet Auctions</u></i>
CCMP	17.2004	<i>Slim Ben YOUSSEF: <u>R&D in Cleaner Technology and International Trade</u></i>
NRM	18.2004	<i>Angelo ANTOCI, Simone BORGHESI and Paolo RUSSU (lxvi): <u>Biodiversity and Economic Growth: Stabilization Versus Preservation of the Ecological Dynamics</u></i>
SIEV	19.2004	<i>Anna ALBERINI, Paolo ROSATO, Alberto LONGO and Valentina ZANATTA: <u>Information and Willingness to Pay in a Contingent Valuation Study: The Value of S. Erasmo in the Lagoon of Venice</u></i>
NRM	20.2004	<i>Guido CANDELA and Roberto CELLINI (lxvii): <u>Investment in Tourism Market: A Dynamic Model of Differentiated Oligopoly</u></i>
NRM	21.2004	<i>Jacqueline M. HAMILTON (lxvii): <u>Climate and the Destination Choice of German Tourists</u></i>
NRM	22.2004	<i>Javier Rey-MAQUIEIRA PALMER, Javier LOZANO IBÁÑEZ and Carlos Mario GÓMEZ GÓMEZ (lxvii): <u>Land, Environmental Externalities and Tourism Development</u></i>
NRM	23.2004	<i>Pius ODUNGA and Henk FOLMER (lxvii): <u>Profiling Tourists for Balanced Utilization of Tourism-Based Resources in Kenya</u></i>
NRM	24.2004	<i>Jean-Jacques NOWAK, Mondher SAHLI and Pasquale M. SGRO (lxvii): <u>Tourism, Trade and Domestic Welfare</u></i>
NRM	25.2004	<i>Riaz SHAREEF (lxvii): <u>Country Risk Ratings of Small Island Tourism Economies</u></i>
NRM	26.2004	<i>Juan Luis EUGENIO-MARTÍN, Noelia MARTÍN MORALES and Riccardo SCARPA (lxvii): <u>Tourism and Economic Growth in Latin American Countries: A Panel Data Approach</u></i>
NRM	27.2004	<i>Raúl Hernández MARTÍN (lxvii): <u>Impact of Tourism Consumption on GDP. The Role of Imports</u></i>
CSRM	28.2004	<i>Nicoletta FERRO: <u>Cross-Country Ethical Dilemmas in Business: A Descriptive Framework</u></i>
NRM	29.2004	<i>Marian WEBER (lxvi): <u>Assessing the Effectiveness of Tradable Landuse Rights for Biodiversity Conservation: an Application to Canada's Boreal Mixedwood Forest</u></i>
NRM	30.2004	<i>Trond BJORN DAL, Phoebe KOUNDOURI and Sean PASCOE (lxvi): <u>Output Substitution in Multi-Species Trawl Fisheries: Implications for Quota Setting</u></i>
CCMP	31.2004	<i>Marzio GALEOTTI, Alessandra GORIA, Paolo MOMBRINI and Evi SPANTIDAKI: <u>Weather Impacts on Natural, Social and Economic Systems (WISE) Part I: Sectoral Analysis of Climate Impacts in Italy</u></i>
CCMP	32.2004	<i>Marzio GALEOTTI, Alessandra GORIA, Paolo MOMBRINI and Evi SPANTIDAKI: <u>Weather Impacts on Natural, Social and Economic Systems (WISE) Part II: Individual Perception of Climate Extremes in Italy</u></i>
CTN	33.2004	<i>Wilson PEREZ: <u>Divide and Conquer: Noisy Communication in Networks, Power, and Wealth Distribution</u></i>
KTHC	34.2004	<i>Gianmarco I.P. OTTAVIANO and Giovanni PERI (lxviii): <u>The Economic Value of Cultural Diversity: Evidence from US Cities</u></i>
KTHC	35.2004	<i>Linda CHAIB (lxviii): <u>Immigration and Local Urban Participatory Democracy: A Boston-Paris Comparison</u></i>
KTHC	36.2004	<i>Franca ECKERT COEN and Claudio ROSSI (lxviii): <u>Foreigners, Immigrants, Host Cities: The Policies of Multi-Ethnicity in Rome. Reading Governance in a Local Context</u></i>
KTHC	37.2004	<i>Kristine CRANE (lxviii): <u>Governing Migration: Immigrant Groups' Strategies in Three Italian Cities – Rome, Naples and Bari</u></i>
KTHC	38.2004	<i>Kiflemariam HAMDE (lxviii): <u>Mind in Africa, Body in Europe: The Struggle for Maintaining and Transforming Cultural Identity - A Note from the Experience of Eritrean Immigrants in Stockholm</u></i>
ETA	39.2004	<i>Alberto CAVALIERE: <u>Price Competition with Information Disparities in a Vertically Differentiated Duopoly</u></i>
PRA	40.2004	<i>Andrea BIGANO and Stef PROOST: <u>The Opening of the European Electricity Market and Environmental Policy: Does the Degree of Competition Matter?</u></i>
CCMP	41.2004	<i>Micheal FINUS (lxix): <u>International Cooperation to Resolve International Pollution Problems</u></i>

KTHC	42.2004	<i>Francesco CRESPI</i> : <u>Notes on the Determinants of Innovation: A Multi-Perspective Analysis</u>
CTN	43.2004	<i>Sergio CURRARINI and Marco MARINI</i> : <u>Coalition Formation in Games without Synergies</u>
CTN	44.2004	<i>Marc ESCRHUELA-VILLAR</i> : <u>Cartel Sustainability and Cartel Stability</u>
NRM	45.2004	<i>Sebastian BERVOETS and Nicolas GRAVEL</i> (lxvi): <u>Appraising Diversity with an Ordinal Notion of Similarity: An Axiomatic Approach</u>
NRM	46.2004	<i>Signe ANTHON and Bo JELLESMARK THORSEN</i> (lxvi): <u>Optimal Afforestation Contracts with Asymmetric Information on Private Environmental Benefits</u>
NRM	47.2004	<i>John MBURU</i> (lxvi): <u>Wildlife Conservation and Management in Kenya: Towards a Co-management Approach</u>
NRM	48.2004	<i>Ekin BIROL, Ágnes GYOVAI and Melinda SMALE</i> (lxvi): <u>Using a Choice Experiment to Value Agricultural Biodiversity on Hungarian Small Farms: Agri-Environmental Policies in a Transitional Economy</u>
CCMP	49.2004	<i>Gernot KLEPPER and Sonja PETERSON</i> : <u>The EU Emissions Trading Scheme. Allowance Prices, Trade Flows, Competitiveness Effects</u>
GG	50.2004	<i>Scott BARRETT and Michael HOEL</i> : <u>Optimal Disease Eradication</u>
CTN	51.2004	<i>Dinko DIMITROV, Peter BORM, Ruud HENDRICKX and Shao CHIN SUNG</i> : <u>Simple Priorities and Core Stability in Hedonic Games</u>
SIEV	52.2004	<i>Francesco RICCI</i> : <u>Channels of Transmission of Environmental Policy to Economic Growth: A Survey of the Theory</u>
SIEV	53.2004	<i>Anna ALBERINI, Maureen CROPPER, Alan KRUPNICK and Nathalie B. SIMON</i> : <u>Willingness to Pay for Mortality Risk Reductions: Does Latency Matter?</u>
NRM	54.2004	<i>Ingo BRÄUER and Rainer MARGGRAF</i> (lxvi): <u>Valuation of Ecosystem Services Provided by Biodiversity Conservation: An Integrated Hydrological and Economic Model to Value the Enhanced Nitrogen Retention in Renaturated Streams</u>
NRM	55.2004	<i>Timo GOESCHL and Tun LIN</i> (lxvi): <u>Biodiversity Conservation on Private Lands: Information Problems and Regulatory Choices</u>
NRM	56.2004	<i>Tom DEDEURWAERDERE</i> (lxvi): <u>Bioprospection: From the Economics of Contracts to Reflexive Governance</u>
CCMP	57.2004	<i>Katrin REHDANZ and David MADDISON</i> : <u>The Amenity Value of Climate to German Households</u>
CCMP	58.2004	<i>Koen SMEKENS and Bob VAN DER ZWAAN</i> : <u>Environmental Externalities of Geological Carbon Sequestration Effects on Energy Scenarios</u>
NRM	59.2004	<i>Valentina BOSETTI, Mariaester CASSINELLI and Alessandro LANZA</i> (lxvii): <u>Using Data Envelopment Analysis to Evaluate Environmentally Conscious Tourism Management</u>
NRM	60.2004	<i>Timo GOESCHL and Danilo CAMARGO IGLIORI</i> (lxvi): <u>Property Rights Conservation and Development: An Analysis of Extractive Reserves in the Brazilian Amazon</u>
CCMP	61.2004	<i>Barbara BUCHNER and Carlo CARRARO</i> : <u>Economic and Environmental Effectiveness of a Technology-based Climate Protocol</u>
NRM	62.2004	<i>Elissaios POPYRAKIS and Reyer GERLAGH</i> : <u>Resource-Abundance and Economic Growth in the U.S.</u>
NRM	63.2004	<i>Györgyi BELA, Györgyi PATAKI, Melinda SMALE and Mariann HAJDÚ</i> (lxvi): <u>Conserving Crop Genetic Resources on Smallholder Farms in Hungary: Institutional Analysis</u>
NRM	64.2004	<i>E.C.M. RUIJGROK and E.E.M. NILLESEN</i> (lxvi): <u>The Socio-Economic Value of Natural Riverbanks in the Netherlands</u>
NRM	65.2004	<i>E.C.M. RUIJGROK</i> (lxvi): <u>Reducing Acidification: The Benefits of Increased Nature Quality. Investigating the Possibilities of the Contingent Valuation Method</u>
ETA	66.2004	<i>Giannis VARDAS and Anastasios XEPAPADEAS</i> : <u>Uncertainty Aversion, Robust Control and Asset Holdings</u>
GG	67.2004	<i>Anastasios XEPAPADEAS and Constadina PASSA</i> : <u>Participation in and Compliance with Public Voluntary Environmental Programs: An Evolutionary Approach</u>
GG	68.2004	<i>Michael FINUS</i> : <u>Modesty Pays: Sometimes!</u>
NRM	69.2004	<i>Trond BJØRNDAL and Ana BRASÃO</i> : <u>The Northern Atlantic Bluefin Tuna Fisheries: Management and Policy Implications</u>
CTN	70.2004	<i>Alejandro CAPARRÓS, Abdelhakim HAMMOUDI and Tarik TAZDAÏT</i> : <u>On Coalition Formation with Heterogeneous Agents</u>
IEM	71.2004	<i>Massimo GIOVANNINI, Margherita GRASSO, Alessandro LANZA and Matteo MANERA</i> : <u>Conditional Correlations in the Returns on Oil Companies Stock Prices and Their Determinants</u>
IEM	72.2004	<i>Alessandro LANZA, Matteo MANERA and Michael MCALEER</i> : <u>Modelling Dynamic Conditional Correlations in WTI Oil Forward and Futures Returns</u>
SIEV	73.2004	<i>Margarita GENIUS and Elisabetta STRAZZERA</i> : <u>The Copula Approach to Sample Selection Modelling: An Application to the Recreational Value of Forests</u>
CCMP	74.2004	<i>Rob DELLINK and Ekko van IERLAND</i> : <u>Pollution Abatement in the Netherlands: A Dynamic Applied General Equilibrium Assessment</u>
ETA	75.2004	<i>Rosella LEVAGGI and Michele MORETTO</i> : <u>Investment in Hospital Care Technology under Different Purchasing Rules: A Real Option Approach</u>
CTN	76.2004	<i>Salvador BARBERÀ and Matthew O. JACKSON</i> (lxx): <u>On the Weights of Nations: Assigning Voting Weights in a Heterogeneous Union</u>
CTN	77.2004	<i>Àlex ARENAS, Antonio CABRALES, Albert DÍAZ-GUILERA, Roger GUIMERA and Fernando VEGA-REDONDO</i> (lxx): <u>Optimal Information Transmission in Organizations: Search and Congestion</u>
CTN	78.2004	<i>Francis BLOCH and Armando GOMES</i> (lxx): <u>Contracting with Externalities and Outside Options</u>

CTN	79.2004	<i>Rabah AMIR, Effrosyni DIAMANTOUDI and Licun XUE</i> (lxx): <u>Merger Performance under Uncertain Efficiency Gains</u>
CTN	80.2004	<i>Francis BLOCH and Matthew O. JACKSON</i> (lxx): <u>The Formation of Networks with Transfers among Players</u>
CTN	81.2004	<i>Daniel DIERMEIER, Hülya ERASLAN and Antonio MERLO</i> (lxx): <u>Bicameralism and Government Formation</u>
CTN	82.2004	<i>Rod GARRATT, James E. PARCO, Cheng-ZHONG QIN and Amnon RAPOPORT</i> (lxx): <u>Potential Maximization and Coalition Government Formation</u>
CTN	83.2004	<i>Kfir ELIAZ, Debraj RAY and Ronny RAZIN</i> (lxx): <u>Group Decision-Making in the Shadow of Disagreement</u>
CTN	84.2004	<i>Sanjeev GOYAL, Marco van der LEIJ and José Luis MORAGA-GONZÁLEZ</i> (lxx): <u>Economics: An Emerging Small World?</u>
CTN	85.2004	<i>Edward CARTWRIGHT</i> (lxx): <u>Learning to Play Approximate Nash Equilibria in Games with Many Players</u>
IEM	86.2004	<i>Finn R. FØRSUND and Michael HOEL</i> : <u>Properties of a Non-Competitive Electricity Market Dominated by Hydroelectric Power</u>
KTHC	87.2004	<i>Elissaios POPYRAKIS and Reyer GERLAGH</i> : <u>Natural Resources, Investment and Long-Term Income</u>
CCMP	88.2004	<i>Marzio GALEOTTI and Claudia KEMFERT</i> : <u>Interactions between Climate and Trade Policies: A Survey</u>
IEM	89.2004	<i>A. MARKANDYA, S. PEDROSO and D. STREIMIKIENE</i> : <u>Energy Efficiency in Transition Economies: Is There Convergence Towards the EU Average?</u>
GG	90.2004	<i>Rolf GOLOMBEK and Michael HOEL</i> : <u>Climate Agreements and Technology Policy</u>
PRA	91.2004	<i>Sergei IZMALKOV</i> (lxx): <u>Multi-Unit Open Ascending Price Efficient Auction</u>
KTHC	92.2004	<i>Gianmarco I.P. OTTAVIANO and Giovanni PERI</i> : <u>Cities and Cultures</u>
KTHC	93.2004	<i>Massimo DEL GATTO</i> : <u>Agglomeration, Integration, and Territorial Authority Scale in a System of Trading Cities. Centralisation versus devolution</u>
CCMP	94.2004	<i>Pierre-André JOUVET, Philippe MICHEL and Gilles ROTILLON</i> : <u>Equilibrium with a Market of Permits</u>
CCMP	95.2004	<i>Bob van der ZWAAN and Reyer GERLAGH</i> : <u>Climate Uncertainty and the Necessity to Transform Global Energy Supply</u>
CCMP	96.2004	<i>Francesco BOSELLO, Marco LAZZARIN, Roberto ROSON and Richard S.J. TOL</i> : <u>Economy-Wide Estimates of the Implications of Climate Change: Sea Level Rise</u>

- (lix) This paper was presented at the ENGIME Workshop on “Mapping Diversity”, Leuven, May 16-17, 2002
- (lx) This paper was presented at the EuroConference on “Auctions and Market Design: Theory, Evidence and Applications”, organised by the Fondazione Eni Enrico Mattei, Milan, September 26-28, 2002
- (lxi) This paper was presented at the Eighth Meeting of the Coalition Theory Network organised by the GREQAM, Aix-en-Provence, France, January 24-25, 2003
- (lxii) This paper was presented at the ENGIME Workshop on “Communication across Cultures in Multicultural Cities”, The Hague, November 7-8, 2002
- (lxiii) This paper was presented at the ENGIME Workshop on “Social dynamics and conflicts in multicultural cities”, Milan, March 20-21, 2003
- (lxiv) This paper was presented at the International Conference on “Theoretical Topics in Ecological Economics”, organised by the Abdus Salam International Centre for Theoretical Physics - ICTP, the Beijer International Institute of Ecological Economics, and Fondazione Eni Enrico Mattei – FEEM Trieste, February 10-21, 2003
- (lxv) This paper was presented at the EuroConference on “Auctions and Market Design: Theory, Evidence and Applications” organised by Fondazione Eni Enrico Mattei and sponsored by the EU, Milan, September 25-27, 2003
- (lxvi) This paper has been presented at the 4th BioEcon Workshop on “Economic Analysis of Policies for Biodiversity Conservation” organised on behalf of the BIOECON Network by Fondazione Eni Enrico Mattei, Venice International University (VIU) and University College London (UCL), Venice, August 28-29, 2003
- (lxvii) This paper has been presented at the international conference on “Tourism and Sustainable Economic Development – Macro and Micro Economic Issues” jointly organised by CRENoS (Università di Cagliari e Sassari, Italy) and Fondazione Eni Enrico Mattei, and supported by the World Bank, Sardinia, September 19-20, 2003
- (lxviii) This paper was presented at the ENGIME Workshop on “Governance and Policies in Multicultural Cities”, Rome, June 5-6, 2003
- (lxix) This paper was presented at the Fourth EEP Plenary Workshop and EEP Conference “The Future of Climate Policy”, Cagliari, Italy, 27-28 March 2003
- (lxx) This paper was presented at the 9th Coalition Theory Workshop on "Collective Decisions and Institutional Design" organised by the Universitat Autònoma de Barcelona and held in Barcelona, Spain, January 30-31, 2004

2003 SERIES

CLIM	<i>Climate Change Modelling and Policy</i> (Editor: Marzio Galeotti)
GG	<i>Global Governance</i> (Editor: Carlo Carraro)
SIEV	<i>Sustainability Indicators and Environmental Valuation</i> (Editor: Anna Alberini)
NRM	<i>Natural Resources Management</i> (Editor: Carlo Giupponi)
KNOW	<i>Knowledge, Technology, Human Capital</i> (Editor: Gianmarco Ottaviano)
IEM	<i>International Energy Markets</i> (Editor: Anil Markandya)
CSR	<i>Corporate Social Responsibility and Management</i> (Editor: Sabina Ratti)
PRIV	<i>Privatisation, Regulation, Antitrust</i> (Editor: Bernardo Bortolotti)
ETA	<i>Economic Theory and Applications</i> (Editor: Carlo Carraro)
CTN	<i>Coalition Theory Network</i>

2004 SERIES

CCMP	<i>Climate Change Modelling and Policy</i> (Editor: Marzio Galeotti)
GG	<i>Global Governance</i> (Editor: Carlo Carraro)
SIEV	<i>Sustainability Indicators and Environmental Valuation</i> (Editor: Anna Alberini)
NRM	<i>Natural Resources Management</i> (Editor: Carlo Giupponi)
KTHC	<i>Knowledge, Technology, Human Capital</i> (Editor: Gianmarco Ottaviano)
IEM	<i>International Energy Markets</i> (Editor: Anil Markandya)
CSR	<i>Corporate Social Responsibility and Management</i> (Editor: Sabina Ratti)
PRA	<i>Privatisation, Regulation, Antitrust</i> (Editor: Bernardo Bortolotti)
ETA	<i>Economic Theory and Applications</i> (Editor: Carlo Carraro)
CTN	<i>Coalition Theory Network</i>